

Weather Protective Blade Louver in 4" thick frame design Model WFA

Features – Traditional design with center blade baffle for improved weather protection.

STANDARD CONSTRUCTION

FRAME

WFA-04" (102) thick, is 20 gauge (1.0) galvanized steel in style #2

BLADES

WFA- 04", (102) are 20 gauge (1.0) galv. steel, approx. spacing is 5" (127) @ 45°

MAXIMUM SIZE

Unlimited, with mullions, structural bracing supplied by others

MAXIMUM SINGLE SECTION

120" w x 84" h or 84" w x 120" h
(allows for best handling)

MULLIONS

Visible

MINIMUM SIZE

12" W x 12" H (305 x 305)

UNDERSIZED

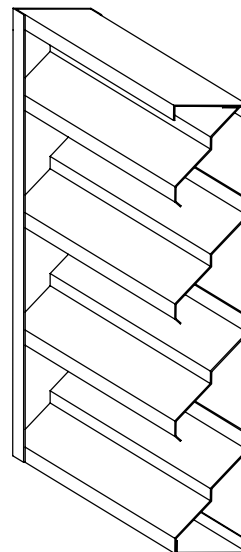
3/8" (10) under ordered size unless specified Exact or Actual

SCREEN

1/2" (13) wire mesh 19 gauge (1.1) galvanized bird screen no frame

FINISH

Mill



OPTIONAL CONSTRUCTION

FRAME – Available in a heavier construction up to 10 gauge (3.5)

BLADES - Available in a heavier construction up to 12 gauge (2.7)

SPECIFIED MATERIAL – Aluminum, Stainless or as requested

SCREENS - Many styles available please consult screen listing

MULLIONS – Invisible for enhanced architectural appearance.

FINISH – Air-dry primer, polyurethane, epoxy, or enamel. Baked epoxy or enamel. Kynar (Kynar limitations on steel.)

SPECIAL PURPOSE CONSTRUCTION

Special shapes; Round, Triangle, Trapezoid, Octagon, etc.

Fully welded assembly

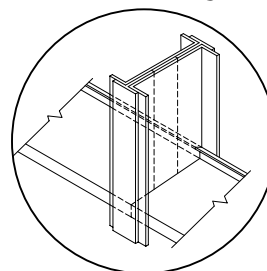
Security bars

Filter racks

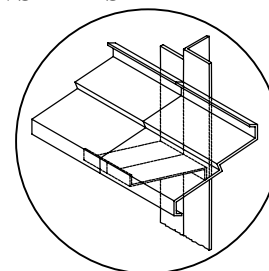
Hinged as walk through door or for swing out access

Sleeved for ductwork connection

MULLION STYLES




Visible



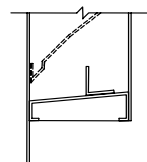
Invisible

TYPICAL SCREEN STYLE

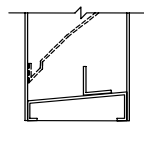


Wire Mesh
Standard

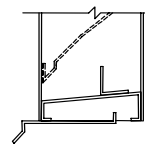
FRAME STYLES



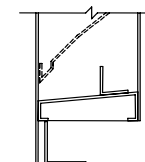
1- Flange (1.5")



2 – Channel



7- Channel with
Sill Extension



9 - Flange
with Sub Frame

DATE	ARCHITECT			ENGINEER
PROJECT				
ITEM	QTY	W	H	DESCRIPTION



DEPENDABLE PRODUCTS SINCE 1955

SAFE-AIR OF ILLINOIS INC.

Engineering and General Offices

1855 South 54th Avenue, Cicero, Illinois 60804

Phone 708-652-9100 FAX 708-652-9158

All calculations made in accordance with AMCA standards for Free-Area.

FREE AREA CALCULATIONS IN SQ. FT.

WIDTH

HEIGHT	WIDTH														
	INCHES	12	18	24	30	36	42	48	54	60	66	72	78	84	90
12	.14	.22	.30	.38	.46	.54	.62	.70	.78	.84	.92	1.00	1.09	1.17	1.25
18	.28	.45	.62	.78	.95	1.12	1.28	1.45	1.62	1.74	1.91	2.07	2.24	2.41	2.57
24	.49	.78	1.07	1.36	1.64	1.93	2.22	2.51	2.80	3.02	3.31	3.60	3.88	4.17	4.46
30	.68	1.09	1.49	1.89	2.30	2.70	3.10	3.51	3.91	4.21	4.62	5.02	5.42	5.83	6.23
36	.82	1.30	1.79	2.27	2.76	3.24	3.72	4.21	4.69	5.06	5.54	6.02	6.51	6.99	7.48
42	.95	1.52	2.08	2.65	3.21	3.78	4.34	4.91	5.47	5.90	6.46	7.03	7.59	8.16	8.72
48	1.10	1.75	2.40	3.05	3.70	4.35	5.01	5.66	6.31	6.80	7.45	8.10	8.75	9.40	10.05
54	1.31	2.08	2.85	3.63	4.40	5.17	5.95	6.72	7.49	8.07	8.85	9.62	10.39	11.17	11.94
60	1.50	2.39	3.28	4.16	5.05	5.94	6.83	7.72	8.60	9.27	10.16	11.05	11.93	12.82	13.71
66	1.64	2.60	3.57	4.54	5.51	6.48	7.45	8.42	9.39	10.11	11.08	12.05	13.02	13.99	14.95
72	1.77	2.82	3.87	4.92	5.97	7.02	8.07	9.12	10.17	10.95	12.00	13.05	14.10	15.15	16.20
78	1.92	3.05	4.19	5.32	6.46	7.59	8.73	9.86	10.99	11.85	12.99	14.12	15.26	16.39	17.53
84	2.12	3.38	4.64	5.90	7.15	8.41	9.67	10.93	12.19	13.13	14.39	15.64	16.90	18.16	19.42
90	2.32	3.69	5.06	6.43	7.81	9.18	10.55	11.92	13.29	14.32	15.70	17.07	18.44	19.81	21.19
96	2.45	3.91	5.36	6.81	8.27	9.72	11.17	12.62	14.08	15.17	16.62	18.07	19.53	20.98	24.32