



EXTRUDED ALUMINUM STATIONARY LOUVER
2" (51) DEEP • J BLADE • ARCHITECTURAL
MODEL: LEC-02

Model LEC-02 Thinline louver combines excellent performance with pleasing aesthetics, utilizing stationary J style architectural blades designed with smooth lines that enhance any structure's exterior styling. Standard concealed architectural mullions allow for a desirable continuous blade appearance. This architecturally styled louver delivers outstanding performance where a 4" (102) or 6" (152) louver is not practical. Reinforcing bosses run the full length of each blade providing superior strength. Suitable for use in ventilation, exhaust and low to medium velocity intake applications, ideal for use in thin wall and curtain wall applications or A/C units where a full depth louver cannot be used. Available in channel, flanged, or glazing adaptor type, the 2" (51) deep frame installs easily in most common wall and mechanical configurations.

STANDARD CONSTRUCTION:

- FRAME:** 2" (51) deep, Type 6063-T6 extruded aluminum, .060" (1.5) nominal wall thickness. Integral caulking slot provided.
- BLADES:** Type 6063-T6 extruded aluminum, .060" (1.5) nominal wall thickness, with reinforcing bosses. J style.
- BLADE ANGLE:** Fixed at 30 degrees.
- BLADE SPACING:** Approximately 2" (51) on centers.
- BLADE SUPPORT BRACKETS:** Concealed type, factory installed on rear of louver on maximum 48" (1219) centers. Reinforced with 1" x 1" (25 x 25) angle (adds approx. 1" [25] to overall louver depth).
- MULLIONS:** Concealed architectural style allowing continuous line appearance.
- SCREEN:** 3/4" x .051 (19 x 1.3) expanded, flattened aluminum bird screen in removable frame, inside (rear) mount (adds approximately 3/8" [10] to louver depth).
- FINISH:** Mill.
- MINIMUM SIZE:** 8" W x 8" H (203 x 203).

MAXIMUM SINGLE 120" W x 84" H (3048 x 2134) or 84" W x 120" H (2134 x 3048). 70 sq. ft.
SECTION SIZE: (6.5m²). Larger louvers will require field assembly of smaller sections.

OPTIONS:

- FL** Flanged Frame.
- GA** Glazing Adaptor.
- BSSS** Type 304 S.S. Bird Screen.
- BSN** No Bird Screen.
- ISA** Aluminum Insect Screen.
- ISSS** Type 304 S.S. Insect Screen.
- WE** Welded Construction.
- ESI** Extended Sill.
- FR1** 1" (25) Filter Rack.
- FR2** 2" (51) Filter Rack.
- PAC** Perimeter Anchor Clips.
- Other:** _____

OPTIONAL FINISHES:

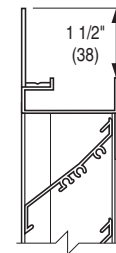
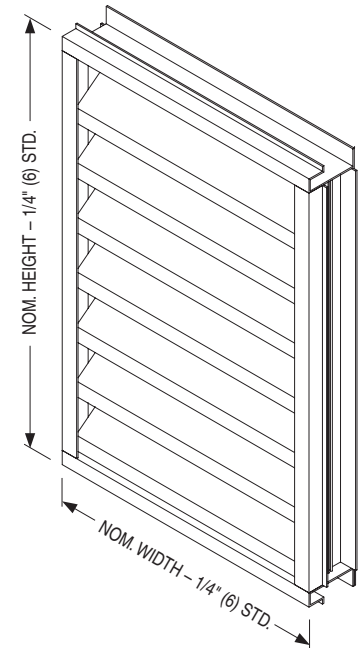
- PC3** Powder Coat AAMA 2603. Color: _____.
- PC4** High Performance Powder Coat AAMA 2604 (Equivalent to 50% Kynar®). Color: _____.
- PC5** Fluoropolymer Powder Coat AAMA 2605 (Equivalent to 70% Kynar®). Color: _____.
- PCC** Prime Coat.
- AN04** Clear Anodized 204-R1.
- AN15** Clear Anodized 215-R1.

Color Anodized:

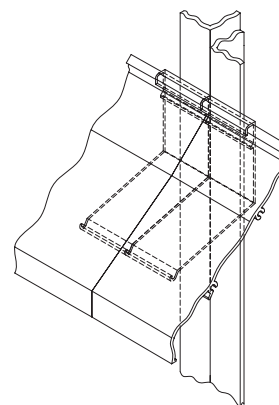
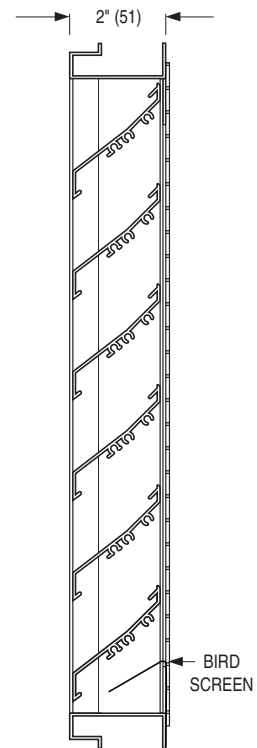
- ANLB** Light Bronze.
- ANDB** Dark Bronze.
- ANMB** Medium Bronze.
- ANBK** Black.

OPTIONAL W x H SIZING (1/4" [6.5] Undersize standard):

- U00** Exact Size.
- U38** Undersize 3/8" (9.5).
- U50** Undersize 1/2" (12.7).



FLANGED FRAME (FL)
(OPTIONAL)



ARCHITECTURAL STYLE
CONCEALED MULLION DETAIL

SCHEDULE TYPE:		Page 1 of 2			
PROJECT:		Dimensions are in inches (mm).			
ENGINEER:	DATE	B SERIES	SUPERSEDES	DRAWING NO.	
CONTRACTOR:	3 - 3 - 23	LOUVER	NEW	LEC-02	



EXTRUDED ALUMINUM STATIONARY LOUVER
2" (51) DEEP • J BLADE • ARCHITECTURAL
PERFORMANCE DATA
MODEL: LEC-02

FREE AREA in Square Feet and Square Meters

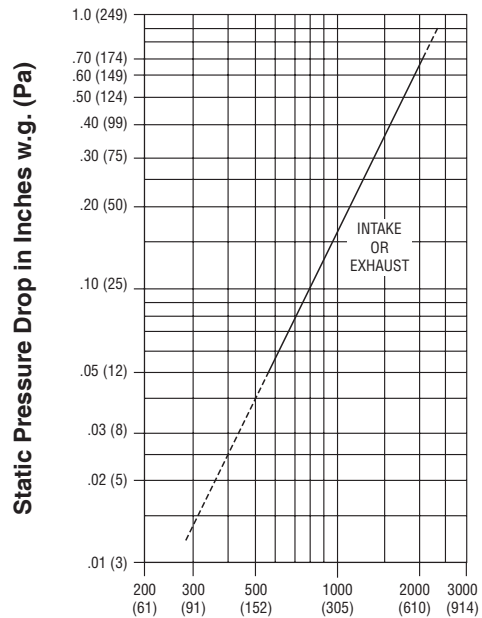
		Width in Inches and Meters																			
		8	12	18	24	30	36	42	48	54	60	66	72	78	84	90	96	102	108	114	120
Height in Inches and Meters	8	0.07	0.12	0.19	0.26	0.33	0.40	0.47	0.54	0.61	0.69	0.76	0.83	0.90	0.97	1.04	1.11	1.18	1.25	1.32	1.39
	0.20	0.01	0.01	0.02	0.02	0.03	0.04	0.04	0.05	0.06	0.06	0.07	0.08	0.08	0.09	0.10	0.10	0.11	0.12	0.12	0.13
	12	0.15	0.26	0.41	0.56	0.72	0.87	1.02	1.18	1.33	1.48	1.63	1.79	1.94	2.09	2.25	2.40	2.55	2.71	2.86	3.01
	0.30	0.01	0.02	0.04	0.05	0.07	0.08	0.09	0.11	0.12	0.14	0.15	0.17	0.18	0.19	0.21	0.22	0.24	0.25	0.27	0.28
	18	0.30	0.50	0.80	1.10	1.39	1.69	1.99	2.29	2.59	2.89	3.18	3.48	3.78	4.08	4.38	4.67	4.97	5.27	5.57	5.87
	0.46	0.03	0.05	0.07	0.10	0.13	0.16	0.18	0.21	0.24	0.27	0.30	0.32	0.35	0.38	0.41	0.43	0.46	0.49	0.52	0.55
	24	0.42	0.70	1.12	1.54	1.96	2.38	2.79	3.21	3.63	4.05	4.47	4.89	5.30	5.72	6.14	6.56	6.98	7.40	7.81	8.23
	0.61	0.04	0.07	0.10	0.14	0.18	0.22	0.26	0.30	0.34	0.38	0.42	0.45	0.49	0.53	0.57	0.61	0.65	0.69	0.73	0.76
	30	0.55	0.90	1.44	1.98	2.52	3.06	3.60	4.14	4.68	5.22	5.76	6.30	6.84	7.38	7.92	8.46	9.00	9.54	10.07	10.61
	0.76	0.05	0.08	0.13	0.18	0.23	0.28	0.33	0.38	0.43	0.48	0.54	0.59	0.64	0.69	0.74	0.79	0.84	0.89	0.94	0.99
	36	0.69	1.15	1.84	2.53	3.21	3.90	4.59	5.27	5.96	6.65	7.34	8.02	8.71	9.40	10.08	10.77	11.46	12.15	12.83	13.52
	0.36	0.06	0.11	0.17	0.23	0.30	0.36	0.43	0.49	0.55	0.62	0.68	0.75	0.81	0.87	0.94	1.00	1.06	1.13	1.19	1.26
	42	0.82	1.35	2.16	2.97	3.78	4.58	5.39	6.20	7.01	7.81	8.62	9.43	10.23	11.04	11.85	12.66	13.46	14.27	15.08	15.89
	1.07	0.08	0.13	0.20	0.28	0.35	0.43	0.50	0.58	0.65	0.73	0.80	0.88	0.95	1.03	1.10	1.18	1.25	1.33	1.40	1.48
	48	0.94	1.56	2.48	3.41	4.34	5.27	6.20	7.14	8.05	8.98	9.91	10.84	11.76	12.69	13.62	14.55	15.48	16.40	17.33	18.26
	1.22	0.09	0.14	0.23	0.32	0.40	0.49	0.58	0.66	0.75	0.83	0.92	1.01	1.09	1.18	1.27	1.35	1.44	1.52	1.61	1.70
	54	1.04	1.73	2.75	3.78	4.81	5.84	6.87	7.90	8.93	9.96	10.99	12.02	13.04	14.07	15.10	16.13	17.16	18.19	19.22	20.25
	1.37	0.10	0.16	0.26	0.35	0.45	0.54	0.64	0.73	0.83	0.93	1.02	1.12	1.21	1.31	1.40	1.50	1.59	1.69	1.79	1.88
	60	1.14	1.90	3.03	4.16	5.29	6.42	7.55	8.68	9.81	10.94	12.07	13.20	14.33	15.46	16.59	17.72	18.85	19.98	21.11	22.24
	1.52	0.11	0.18	0.28	0.39	0.49	0.60	0.70	0.81	0.91	1.02	1.12	1.23	1.33	1.44	1.54	1.65	1.75	1.86	1.96	2.07
66	1.28	2.13	3.40	4.67	5.94	7.21	8.48	9.75	11.02	12.29	13.56	14.84	16.11	17.38	18.65	19.92	21.19	22.46	23.73	25.00	
1.68	0.12	0.20	0.32	0.43	0.55	0.67	0.79	0.91	1.02	1.14	1.26	1.38	1.50	1.61	1.73	1.85	1.97	2.09	2.20	2.32	
72	1.48	2.46	3.93	5.39	6.86	8.33	9.79	11.26	12.73	14.19	15.66	17.13	18.59	20.06	21.53	22.99	24.46	25.93	27.39	28.86	
1.83	0.14	0.23	0.36	0.50	0.64	0.77	0.91	1.05	1.18	1.32	1.45	1.59	1.73	1.86	2.00	2.14	2.27	2.41	2.54	2.68	
78	1.60	2.66	4.25	5.83	7.42	9.01	10.59	12.18	13.76	15.35	16.94	18.52	20.11	21.69	23.28	24.87	26.45	28.04	29.63	31.21	
1.98	0.15	0.25	0.39	0.54	0.69	0.84	0.98	1.13	1.28	1.43	1.57	1.72	1.87	2.02	2.16	2.31	2.46	2.60	2.75	2.90	
84	1.72	2.86	4.57	6.27	7.98	9.68	11.39	13.09	14.80	16.50	18.21	19.91	21.62	23.33	25.03	26.74	28.44	30.15	31.85	33.56	
2.13	0.16	0.27	0.42	0.58	0.74	0.90	1.06	1.22	1.37	1.53	1.69	1.85	2.01	2.17	2.33	2.48	2.64	2.80	2.96	3.12	
90	1.87	3.11	4.97	6.82	8.68	10.53	12.39	14.24	16.10	17.95	19.81	21.66	23.52	25.37	27.23	29.08	30.94	32.79	34.65	36.50	
2.29	0.17	0.29	0.46	0.63	0.81	0.98	1.15	1.32	1.50	1.67	1.84	2.01	2.18	2.36	2.53	2.70	2.87	3.05	3.22	3.39	
96	2.00	3.31	5.29	7.26	9.24	11.21	13.19	15.16	17.14	19.11	21.09	23.06	25.04	27.01	28.99	30.96	32.94	34.91	36.89	38.86	
2.44	0.19	0.31	0.49	0.67	0.86	1.04	1.23	1.41	1.59	1.78	1.96	2.14	2.33	2.51	2.69	2.88	3.06	3.24	3.43	3.61	

AIRFLOW/WATER PENETRATION DATA
for 48" x 48" (1219 x 1219) Louver Size

Free Area %	45%
Free Area sq. ft. (sq. m.)	7.14 (0.66)
Free Area Velocity at Point of Beginning Water Penetration at .01 oz./sq. ft. (3 ml/sq. m) (15 min. test duration)	549 fpm (167 m/min.)
Air Volume at 549 fpm Free Area Velocity	3920 cfm (1850 l/s)
Pressure Drop @ 549 fpm	.05 in. w.g. (12 Pa)

NOTE: To minimize water penetration when sizing intake louvers, select a Free Area Velocity that is **below** the point of beginning water penetration.

PRESSURE DROP



Air Velocity in Feet (Meters) Per Minute Through Free Area
 Louver test size: 48" x 48" (1219 x 1219 mm). Standard air density @ 0.075 lbs/ft³.

SCHEDULE TYPE:	Page 1 of 2			
PROJECT:	Dimensions are in inches (mm).			
ENGINEER:	DATE	B SERIES	SUPERSEDES	DRAWING NO.
CONTRACTOR:	3 - 3 - 23	LOUVER	NEW	LEC-02