

## Heavy Duty High Pressure Backdraft Damper – Model HTR-1BD

**Design Features** – High pressure industrial round backdraft damper provides 40" W. G. maximum static pressure.

**STANDARD CONSTRUCTION**

**FRAME**

Steel channel, dimensions vary according to size

**BLADES**

Steel, may require stiffeners, dimensions vary according to size

**BLADE AXLES & BEARINGS**

AXLE – Continuous steel shaft

BEARING – 2-bolt flange on standoff bracket with packing gland

**BLADE STOP**

3/8" x 3/8" steel

**MAXIMUM VELOCITY & STATIC PRESSURE**

7000 FPM @ 40" W. G.

**MIN. & MAX. TEMPERATURE**

-40° F to 250° F – Standard

-400° F to 900° F (optional) clearance between blade & frame will be increased

**MAXIMUM SIZE**

48" Diameter

**MINIMUM SIZE**

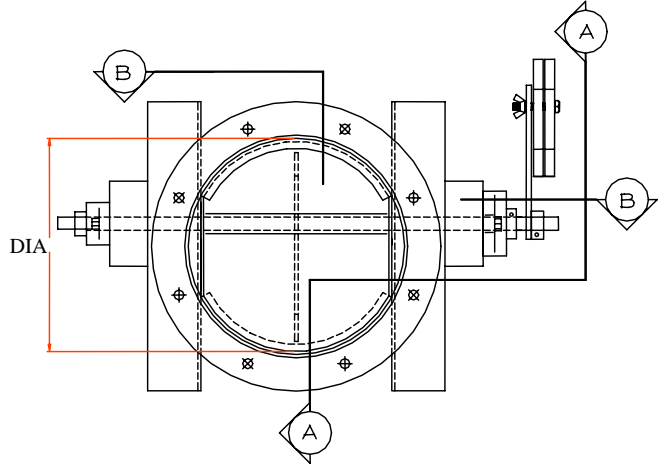
4" Diameter

**FINISH**

Factory Standard Paint

**ACTUATOR**

Adjustable Counterweight



**Elevation**

**OPTIONAL CONSTRUCTION**

**SPECIFIED MATERIAL** – Available in stainless steel, 304 or 316

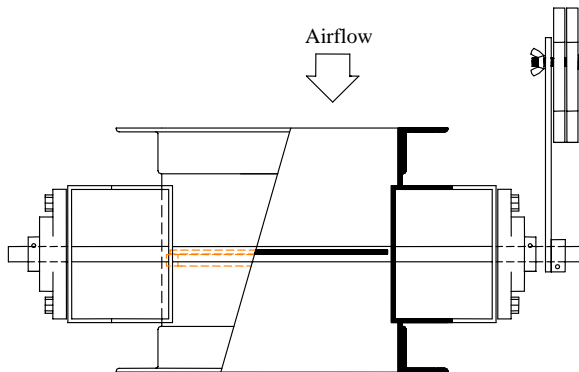
**FINISH** – Air-dry primer, polyurethane, epoxy, or enamel. Baked epoxy or enamel. For industrial special purpose coating, please consult Dowco.

**BOLT HOLES** – Based on standard bolt circles available

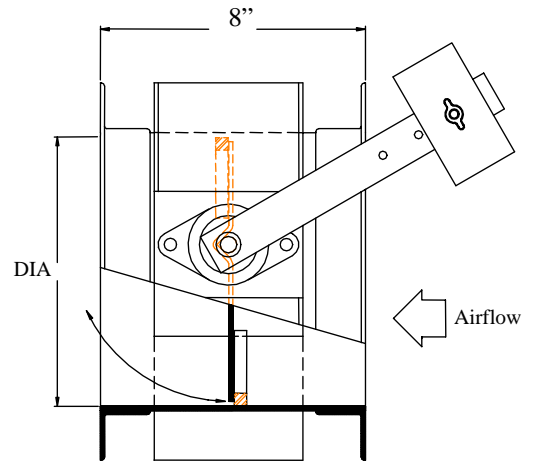
**SEALS** - Silicone blade edge seal secured with 12 ga. 1-1/2 ring bolted to blade

**SPECIAL PURPOSE CONSTRUCTION**

For higher temperatures and velocities, please consult Dowco.



**Sect. "B-B"**



**Sect. "A-A"**

DATE	ARCHITECT / ENGINEER			CUSTOMER
PROJECT				
ITEM	QTY	W	H	DESCRIPTION



A Division of Nailor Industries Inc.

DEPENDABLE PRODUCTS SINCE 1955

**SAFE-AIR/DOWCO**

Engineering and General Offices

1855 South 54<sup>th</sup> Avenue, Cicero, Illinois 60804

Phone 708-652-9100 FAX 708-652-9158