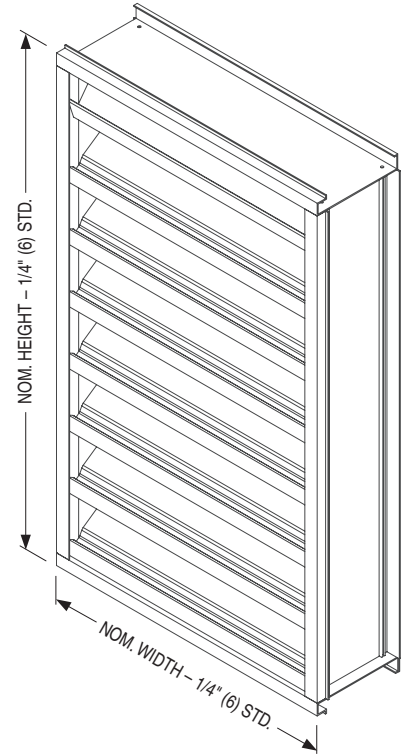


**EXTRUDED ALUMINUM STATIONARY LOUVER
6" (152) DEEP • HIGH PERFORMANCE
DRAINABLE BLADE
MODEL: DHP-06**

Safe-Air Model DHP-06 is designed to provide excellent weather protection in non-wind driven rain conditions. With its high free area and water penetration velocity, this louver offers a blend of air performance and aesthetics that compliment any structure's exterior styling. The drainable head feature is enhanced by the drainable blade design which utilizes additional rain gutters that divert collected water through concealed side downspouts. Blades are reinforced with full length integral bosses for superior strength. Suitable for use in exhaust and low to medium velocity intake applications where water penetration concerns are a priority. Available in channel, flanged or glazing adapter type, the 6" (152) deep frame installs easily in most common wall configurations.

STANDARD CONSTRUCTION:

- FRAME:** 6" (152) deep, Type 6063-T6 extruded aluminum, .080" (2.03) nominal wall thickness. Integral downspouts and caulking slot provided.
- BLADES:** Type 6063-T6 extruded aluminum, .080" (2.03) nominal wall thickness, with reinforcing bosses.
- BLADE ANGLE:** Fixed at 31 degrees.
- BLADE SPACING:** Approximately 4" (102) on centers.
- BLADE SUPPORT BRACKETS:** Concealed type, factory installed on rear of louver on maximum 48" (1219) centers. Reinforced with 1 1/2" x 2" (38 x 51) angle (adds approx. 2" [51] to overall louver depth).
- MULLIONS:** Concealed type allowing continuous line appearance up to 120" (3048) wide. Larger assemblies require separate visible frames with downspouts.
- SCREEN:** 3/4" x .051 (19 x 1.3) expanded, flattened aluminum bird screen in removable frame, inside (rear) mount (adds approximately 3/8" [10] to louver depth).
- FINISH:** Mill.
- MINIMUM SIZE:** 12" W x 12" H (305 x 305).
- MAX. SINGLE SECTION SIZE:** 120" W x 84" H (3048 x 2134) or 84" W x 120" H (2134 x 3048). 70 sq. ft. (6.5m²).
- SECTION SIZE:** Larger louvers will require field assembly of smaller sections.



OPTIONS:

- FL** Flanged Frame.
- BSSS** Type 304 S.S. Bird Screen.
- BSN** No Bird Screen.
- ISA** Aluminum Insect Screen.
- ISSS** Type 304 S.S. Insect Screen.
- WE** Welded Construction.
- ESI** Extended Sill.
- FR1** 1" (25) Filter Rack.
- FR2** 2" (51) Filter Rack.
- PAC** Perimeter Anchor Clips.
- Other:** _____

OPTIONAL FINISHES:

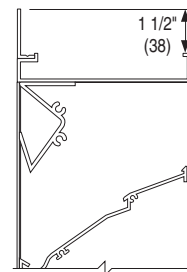
- PC3** Powder Coat AAMA 2603. Color: _____.
- PC4** High Performance Powder Coat AAMA 2604 (Equivalent to 50% Kynar®). Color: _____.
- PC5** Fluoropolymer Powder Coat AAMA 2605 (Equivalent to 70% Kynar®). Color: _____.
- PCC** Prime Coat.
- AN04** Clear Anodized 204-R1.
- AN15** Clear Anodized 215-R1.

Color Anodized:

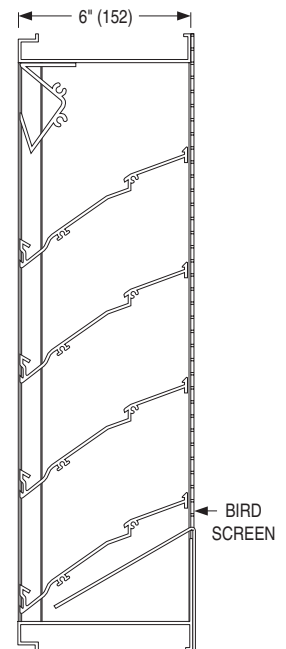
- ANLB** Light Bronze.
- ANMB** Medium Bronze.
- ANDB** Dark Bronze.
- ANBK** Black.

OPTIONAL W x H SIZING (1/4" [6.5] Undersize standard):

- U00** Exact Size.
- U38** Undersize 3/8" (9.5).
- U50** Undersize 1/2" (12.7).



FLANGED FRAME (FL)
(OPTIONAL)



BIRD SCREEN

SCHEDULE TYPE:

PROJECT:

ENGINEER:

CONTRACTOR:

Page 1 of 3
Dimensions are in inches (mm).

DATE	B SERIES	SUPERSEDES	DRAWING NO.
3 - 15 - 23	LV	NEW	DHP-06



**EXTRUDED ALUMINUM STATIONARY LOUVER
6" (152) DEEP • HIGH PERFORMANCE
DRAINABLE BLADE • PERFORMANCE DATA
MODEL: DHP-06**

FREE AREA in Square Feet and Square Meters

		Width in Inches and Meters																		
		12	18	24	30	36	42	48	54	60	66	72	78	84	90	96	102	108	114	120
Height in Inches and Meters	12	0.31	0.51	0.70	0.89	1.09	1.28	1.48	1.67	1.87	2.06	2.25	2.45	2.64	2.84	3.03	3.22	3.42	3.61	3.81
	0.30	0.03	0.05	0.07	0.08	0.10	0.12	0.14	0.16	0.17	0.19	0.21	0.23	0.25	0.26	0.28	0.30	0.32	0.34	0.35
	18	0.60	0.98	1.35	1.73	2.11	2.48	2.86	3.23	3.61	3.99	4.36	4.74	5.11	5.49	5.87	6.24	6.62	6.99	7.37
	0.46	0.06	0.09	0.13	0.16	0.20	0.23	0.27	0.30	0.34	0.37	0.41	0.44	0.48	0.51	0.54	0.58	0.61	0.65	0.68
	24	0.90	1.47	2.03	2.60	3.16	3.73	4.29	4.85	5.42	5.98	6.55	7.11	7.67	8.24	8.80	9.37	9.93	10.49	11.06
	0.61	0.08	0.14	0.19	0.24	0.29	0.35	0.40	0.45	0.50	0.56	0.61	0.66	0.71	0.77	0.82	0.87	0.92	0.97	1.03
	30	1.19	1.93	2.68	3.42	4.16	4.90	5.64	6.39	7.13	7.87	8.61	9.35	10.10	10.84	11.58	12.32	13.07	13.81	14.55
	0.76	0.11	0.18	0.25	0.32	0.39	0.46	0.52	0.59	0.66	0.73	0.80	0.87	0.94	1.01	1.08	1.14	1.21	1.28	1.35
	36	1.33	2.16	3.00	3.83	4.66	5.49	6.32	7.15	7.98	8.81	9.65	10.48	11.31	12.14	12.97	13.80	14.63	15.46	16.30
	0.36	0.12	0.20	0.28	0.36	0.43	0.51	0.59	0.66	0.74	0.82	0.90	0.97	1.05	1.13	1.20	1.28	1.36	1.44	1.51
	42	1.77	2.87	3.97	5.07	6.17	7.27	8.37	9.47	10.57	11.67	12.78	13.88	14.98	16.08	17.18	18.28	19.38	20.48	21.58
	1.07	0.16	0.27	0.37	0.47	0.57	0.68	0.78	0.88	0.98	1.08	1.19	1.29	1.39	1.49	1.60	1.70	1.80	1.90	2.01
	48	2.05	3.33	4.61	5.89	7.17	8.45	9.65	11.01	12.29	13.57	14.85	16.13	17.41	18.69	19.97	21.24	22.52	23.80	25.08
	1.22	0.19	0.31	0.43	0.55	0.67	0.79	0.90	1.02	1.14	1.26	1.38	1.50	1.62	1.74	1.85	1.97	2.09	2.21	2.33
	54	2.34	3.80	5.26	6.73	8.19	9.65	11.11	12.57	14.03	15.49	16.95	18.41	19.87	21.33	22.79	24.25	25.71	27.17	28.64
	1.37	0.22	0.35	0.49	0.62	0.76	0.90	1.03	1.17	1.30	1.44	1.57	1.71	1.85	1.98	2.12	2.25	2.39	2.52	2.66
	60	2.64	4.28	5.92	7.57	9.21	10.86	12.50	14.14	15.79	17.43	19.07	20.72	22.36	24.01	25.65	27.29	28.94	30.58	32.22
	1.52	0.24	0.40	0.55	0.70	0.86	1.01	1.16	1.31	1.47	1.62	1.77	1.92	2.08	2.23	2.38	2.54	2.69	2.84	2.99
	66	2.92	4.74	6.56	8.39	10.21	12.03	13.85	15.67	17.49	19.31	21.13	22.96	24.78	26.60	28.42	30.24	32.06	33.88	35.71
	1.68	0.27	0.44	0.61	0.78	0.95	1.12	1.29	1.46	1.63	1.79	1.96	2.13	2.30	2.47	2.64	2.81	2.98	3.15	3.32
72	3.21	5.22	7.22	9.22	11.23	13.23	15.24	17.24	19.24	21.25	23.25	25.25	27.26	29.26	31.26	33.27	35.27	37.27	39.28	
1.83	0.30	0.48	0.67	0.86	1.04	1.23	1.42	1.60	1.79	1.97	2.16	2.35	2.53	2.72	2.90	3.09	3.28	3.46	3.65	
78	3.50	5.68	7.87	10.05	12.23	14.41	16.60	18.78	20.96	23.14	25.33	27.51	29.69	31.87	34.05	36.24	38.42	40.60	42.78	
1.98	0.33	0.53	0.73	0.93	1.14	1.34	1.54	1.74	1.95	2.15	2.35	2.56	2.76	2.96	3.16	3.37	3.57	3.77	3.97	
84	3.79	6.16	8.52	10.89	13.25	15.61	17.98	20.34	22.71	25.07	27.43	29.80	32.16	34.53	36.89	39.25	41.62	43.98	46.35	
2.13	0.35	0.57	0.79	1.01	1.23	1.45	1.67	1.89	2.11	2.33	2.55	2.77	2.99	3.21	3.43	3.65	3.87	4.09	4.31	
90	4.08	6.63	9.17	11.72	14.26	16.81	19.35	21.89	24.44	26.98	29.53	32.07	34.62	37.16	39.71	42.25	44.79	47.34	49.88	
2.29	0.38	0.62	0.85	1.09	1.32	1.56	1.80	2.03	2.27	2.51	2.74	2.98	3.22	3.45	3.69	3.93	4.16	4.40	4.63	
96	4.37	7.09	9.82	12.54	15.27	17.99	20.71	23.44	26.16	28.89	31.61	34.33	37.06	39.78	42.50	45.23	47.95	50.68	53.40	
2.44	0.41	0.66	0.91	1.17	1.42	1.67	1.92	2.18	2.43	2.68	2.94	3.19	3.44	3.70	3.95	4.20	4.45	4.71	4.96	
102	4.66	7.57	10.47	13.38	16.28	19.19	22.09	25.00	27.90	30.81	33.71	36.62	39.52	42.43	45.34	48.24	51.15	54.05	56.96	
2.59	0.43	0.70	0.97	1.24	1.51	1.78	2.05	2.32	2.59	2.86	3.13	3.40	3.67	3.94	4.21	4.48	4.75	5.02	5.29	
108	4.95	8.04	11.12	14.21	17.29	20.38	23.46	26.55	29.63	32.72	35.80	38.89	41.97	45.06	48.14	51.23	54.31	57.40	60.48	
2.74	0.46	0.75	1.03	1.32	1.61	1.89	2.18	2.47	2.75	3.04	3.33	3.61	3.90	4.19	4.47	4.76	5.05	5.33	5.62	
114	5.24	8.51	11.78	15.04	18.31	21.58	24.84	28.11	31.38	34.65	37.91	41.18	44.45	47.71	50.98	54.25	57.52	60.78	64.05	
2.90	0.49	0.79	1.09	1.40	1.70	2.00	2.31	2.61	2.92	3.22	3.52	3.83	4.13	4.43	4.74	5.04	5.34	5.65	5.95	
120	5.53	8.98	12.42	15.87	19.31	22.76	26.21	29.65	33.10	36.54	39.99	43.44	46.88	50.33	53.78	57.22	60.67	64.11	67.56	
3.05	0.51	0.83	1.15	1.47	1.79	2.11	2.43	2.75	3.07	3.40	3.72	4.04	4.36	4.68	5.00	5.32	5.64	5.96	6.28	



SCHEDULE TYPE:	Page 2 of 3			
PROJECT:	Dimensions are in inches (mm).			
ENGINEER:	DATE	B SERIES	SUPERSEDES	DRAWING NO.
CONTRACTOR:	3 - 15 - 23	LV	NEW	DHP-06

**AIRFLOW/WATER PENETRATION DATA
for 48" x 48" (1219 x 1219) Louver Size**

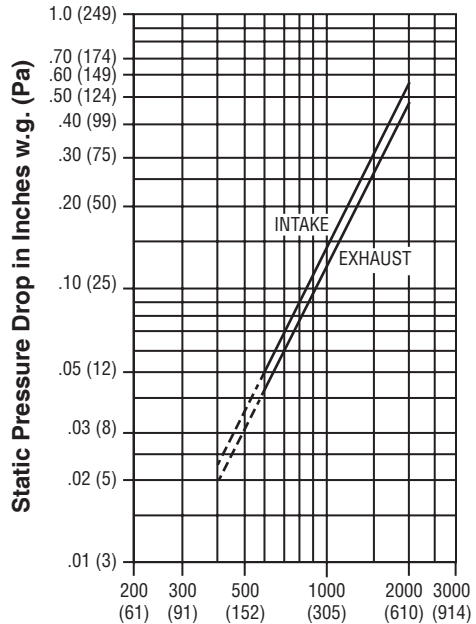
Free Area %	60%	
Free Area sq. ft. (sq. m.)	9.65 (0.90)	
I N T A K E	Free Area Velocity at Point of Beginning Water Penetration at .01 oz./sq. ft. (3 ml/sq. m) (15 min. test duration)	1186 fpm (361 m/min.)
	Air Volume at 1186 fpm	11,445 cfm (5401 l/s)
	Free Area Velocity	
	Pressure Drop @ 1186 fpm	.19 in. w.g. (47 Pa)

NOTE: To minimize water penetration when sizing intake louvers, select a Free Area Velocity that is **below** the point of beginning water penetration.



Safe-Air certifies the Model DHP-06 shown herein is licensed to bear the AMCA Seal. The ratings shown are based on tests and procedures performed in accordance with AMCA Publication 511 and comply with the requirements of the AMCA Certified Ratings Program. Seal applies to air performance ratings and water penetration ratings.

PRESSURE DROP



Air Velocity in Feet (Meters) Per Minute Through Free Area

Louver test size: 48" x 48" (1219 x 1219 mm).

Standard air density @ 0.075 lbs/ft³.

Tested to AMCA Fig. 5.5 - 6.5.

SCHEDULE TYPE:	Page 3 of 3			
PROJECT:	Dimensions are in inches (mm).			
ENGINEER:	DATE	B SERIES	SUPERSEDES	DRAWING NO.
CONTRACTOR:	3 - 15 - 23	LV	NEW	DHP-06