

QUALIFICATIONS:

- Florida Product Approval No. : 29283.1
- Intertek Listed Building Product: Exterior Louvers.
- Tested in accordance with: TAS-202 (Uniform Static Air Pressure Test).
- AMCA 500-L (Water Penetration, Airflow).
- AMCA 540 (Wind-Borne Debris Impact Test [Basic "Level D" Protection]).
- Wind load rating +/- 55 PSF.

STANDARD CONSTRUCTION:

- FRAME:** 4" (102) deep, Type 6063-T6 extruded aluminum, .120" (3.05) nominal wall thickness. Integral downspouts and caulking slot provided.
- BLADES:** Type 6063-T6 extruded aluminum, .095" (2.41) nominal wall thickness, with reinforcing bosses.
- BLADE ANGLE:** Fixed at 37.5 degrees.
- BLADE SPACING:** Approximately 3" (76) on centers.
- BLADE SUPPORT:** Concealed type, factory installed on rear of louver. Reinforced with 2" x 2" (51 x 51) angle (adds approx. 2" [51] to overall louver depth).
- SCREEN:** 5/8" x .050 (16 x 1.27) expanded, flattened aluminum bird screen in removable frame, inside (rear) mount (adds approximately 3/8" [10] to louver depth).
- FINISH:** Mill.
- MINIMUM SIZE:** 12" W x 12" H (305 x 305).
- MAX. SINGLE SECTION SIZE:** 48" W x 120" H (1219 x 3048) or 120" W x 48" H (3048 x 1219). Larger louvers will require field assembly of smaller sections.

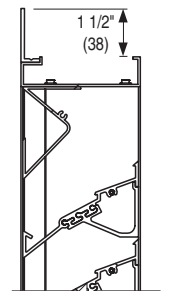
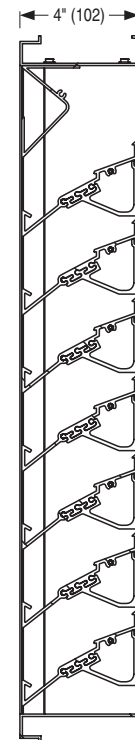
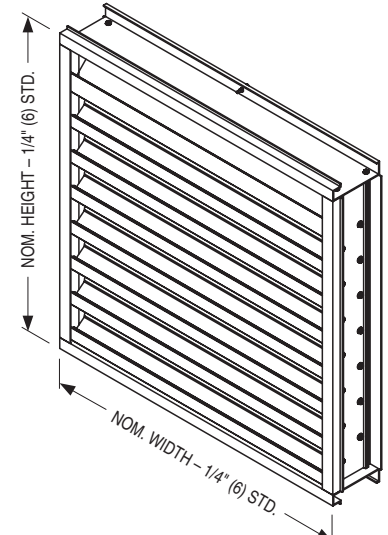
OPTIONS:

- | | |
|-------------------------------------------------------------------|----------------------------------------------------|
| <input type="checkbox"/> BSSS Type 304 S.S. Bird Screen. | <input type="checkbox"/> FL Flanged Frame. |
| <input type="checkbox"/> BSN No Bird Screen. | <input type="checkbox"/> ESI Extended Sill. |
| <input type="checkbox"/> ISA Aluminum Insect Screen. | <input type="checkbox"/> PASI Sill Pan. |
| <input type="checkbox"/> ISSS Type 304 S.S. Insect Screen. | <input type="checkbox"/> Other: _____ . |

OPTIONAL FINISHES:

- | | |
|-----------------------------------------------------------------------------------------------------------------------|-------------------------------------------------------------|
| <input type="checkbox"/> PC3 Powder Coat AAMA 2603. Color: _____ . | |
| <input type="checkbox"/> PC4 High Performance Powder Coat AAMA 2604 (Equivalent to 50% Kynar®). Color: _____ . | |
| <input type="checkbox"/> PC5 Fluoropolymer Powder Coat AAMA 2605 (Equivalent to 70% Kynar®). Color: _____ . | |
| <input type="checkbox"/> PCC Prime Coat. | |
| <input type="checkbox"/> AN04 Clear Anodized 204-R1. | <input type="checkbox"/> AN15 Clear Anodized 215-R1. |
| <input type="checkbox"/> ANLB Light Bronze. | <input type="checkbox"/> ANMB Medium Bronze. |
| <input type="checkbox"/> ANDB Dark Bronze. | <input type="checkbox"/> ANBK Black. |

For Installation Instructions, see IOM-LOUVERINSTFPA.



FLANGED FRAME (FL)
(OPTIONAL)



SCHEDULE TYPE:	
PROJECT:	
ENGINEER:	
CONTRACTOR:	

Page 1 of 3
 Dimensions are in inches (mm).

DATE	B SERIES	SUPERSEDES	DRAWING NO.
5 - 29 - 19	1600F	NEW	1604DHPF



EXTRUDED ALUMINUM STATIONARY LOUVER
FLORIDA PRODUCT APPROVED
 4" (102) DEEP • HIGH PERFORMANCE
 DRAINABLE BLADE • PERFORMANCE DATA
MODEL: 1604DHPF



AIRFLOW/WATER PENETRATION DATA
for 48" x 48" (1219 x 1219) Louver Size

Free Area %	57%	
Free Area sq. ft. (sq. m.)	9.11 (0.85)	
I N T A K E	Free Area Velocity at Point of Beginning Water Penetration at .01 oz./sq. ft. (3 ml/sq. m) (15 min. test duration)	954 fpm (291 m/min.)
	Air Volume at 954 fpm Free Area Velocity	8,691 cfm (4101 l/s)
	Pressure Drop @ 1000 fpm	.15 in. w.g. (35 Pa)

NOTE: To minimize water penetration when sizing intake louvers, select a Free Area Velocity that is **below** the beginning point of water penetration.



Safe-Air Dowco certifies the Model 1604DHPF shown herein is licensed to bear the AMCA Seal. The ratings shown are based on tests and procedures performed in accordance with AMCA Publication 511 and comply with the requirements of the AMCA Certified Ratings Program. Seal applies to air performance ratings and water penetration ratings.



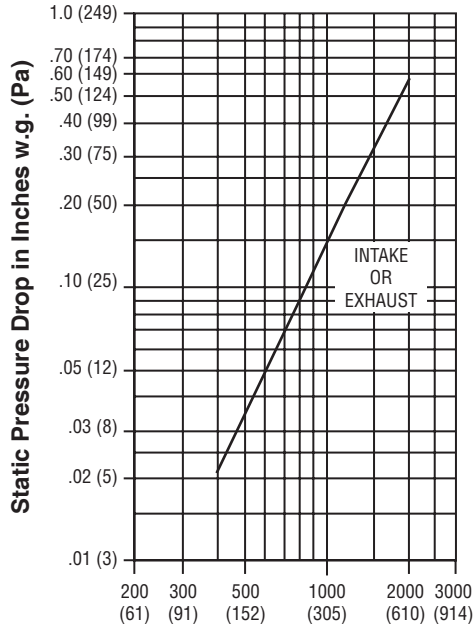
IMPACT RESISTANT LOUVER
Basic Protection

See www.AMCA.org for all certified or listed products

This label does not signify AMCA airflow performance certification.

Safe-Air Dowco certifies the 1604DHPF louvers shown herein are approved to bear the AMCA Listing Label. The ratings shown are based on tests and procedures performed in accordance with AMCA publications and comply with the requirements of the AMCA Listing Label Program. The AMCA Listing Label applies to Wind Borne Debris Impact Resistant Louvers.

PRESSURE DROP



Air Velocity in Feet (Meters) Per Minute Through Free Area

Louver test size: 48" x 48" (1219 x 1219 mm).

Standard air density @ 0.075 lbs/ft³.

Tested to AMCA Fig. 5.5 - 6.5.

SCHEDULE TYPE:	Page 2 of 3			
PROJECT:	Dimensions are in inches (mm).			
ENGINEER:	DATE	B SERIES	SUPERSEDES	DRAWING NO.
CONTRACTOR:	5 - 29 - 19	1600F	NEW	1604DHPF



EXTRUDED ALUMINUM STATIONARY LOUVER
FLORIDA PRODUCT APPROVED
 4" (102) DEEP • HIGH PERFORMANCE
 DRAINABLE BLADE • PERFORMANCE DATA
MODEL: 1604DHPF



FREE AREA in Square Feet and Square Meters

		Width in Inches and Meters																
		12	18	24	30	36	42	48	54	60	66	72	78	84	90	96	102	108
Height in Inches and Meters	12	0.32	0.52	0.71	0.91	1.11	1.31	1.51	1.71	1.86	2.06	2.26	2.46	2.65	2.85	3.05	3.25	3.45
	0.30	0.03	0.05	0.07	0.08	0.10	0.12	0.14	0.16	0.17	0.19	0.21	0.23	0.25	0.27	0.28	0.30	0.32
	18	0.59	0.96	1.33	1.70	2.06	2.43	2.80	3.17	3.45	3.82	4.19	4.56	4.93	5.30	5.67	6.03	6.40
	0.46	0.05	0.09	0.12	0.16	0.19	0.23	0.26	0.29	0.32	0.35	0.39	0.42	0.46	0.49	0.53	0.56	0.59
	24	0.86	1.40	1.94	2.48	3.02	3.56	4.10	4.64	5.04	5.58	6.12	6.66	7.20	7.74	8.28	8.82	9.36
	0.61	0.08	0.13	0.18	0.23	0.28	0.33	0.38	0.43	0.47	0.52	0.57	0.62	0.67	0.72	0.77	0.82	0.87
	30	1.40	2.28	3.16	4.04	4.92	5.80	6.68	7.56	8.22	9.10	9.98	10.86	11.74	12.62	13.51	14.39	15.27
	0.76	0.13	0.21	0.29	0.38	0.46	0.54	0.62	0.70	0.76	0.85	0.93	1.01	1.09	1.17	1.25	1.34	1.42
	36	1.94	3.16	4.39	5.61	6.83	8.05	9.27	10.49	11.41	12.63	13.85	15.07	16.29	17.51	18.73	19.95	21.17
	0.36	0.18	0.29	0.41	0.52	0.63	0.75	0.86	0.97	1.06	1.17	1.29	1.40	1.51	1.63	1.74	1.85	1.97
	42	1.67	2.72	3.77	4.82	5.87	6.93	7.98	9.03	9.81	10.87	11.92	12.97	14.02	15.07	16.12	17.17	18.22
	1.07	0.16	0.25	0.35	0.45	0.55	0.64	0.74	0.84	0.91	1.01	1.11	1.20	1.30	1.40	1.50	1.59	1.69
	48	1.94	3.16	4.39	5.61	6.83	8.05	9.11	10.49	11.41	12.63	13.85	15.07	16.29	17.51	18.73	19.95	21.17
	1.22	0.18	0.29	0.41	0.52	0.63	0.75	0.85	0.97	1.06	1.17	1.29	1.40	1.51	1.63	1.74	1.85	1.97
	54	2.21	3.61	5.00	6.39	7.78	9.17	10.56	11.95	13.00	14.39	15.78	17.17	18.56	19.95	21.34	22.74	24.13
	1.37	0.21	0.33	0.46	0.59	0.72	0.85	0.98	1.11	1.21	1.34	1.47	1.60	1.72	1.85	1.98	2.11	2.24
	60	2.49	4.05	5.61	7.17	8.73	10.29	11.86	13.42	14.59	16.15	17.71	19.27	20.83	22.40	23.96	25.52	27.08
	1.52	0.23	0.38	0.52	0.67	0.81	0.96	1.10	1.25	1.36	1.50	1.65	1.79	1.94	2.08	2.23	2.37	2.52
	66	2.76	4.49	6.22	7.95	9.68	11.42	13.15	14.88	16.18	17.91	19.64	21.38	23.11	24.84	26.57	28.30	30.04
	1.68	0.26	0.42	0.58	0.74	0.90	1.06	1.22	1.38	1.50	1.66	1.82	1.99	2.15	2.31	2.47	2.63	2.79
72	3.03	4.93	6.83	8.73	10.64	12.54	14.44	16.34	17.77	19.67	21.58	23.48	25.38	27.28	29.18	31.09	32.99	
1.83	0.28	0.46	0.63	0.81	0.99	1.16	1.34	1.52	1.65	1.83	2.00	2.18	2.36	2.53	2.71	2.89	3.06	
78	3.30	5.37	7.44	9.52	11.59	13.66	15.73	17.81	19.36	21.43	23.51	25.58	27.65	29.72	31.80	33.87	35.94	
1.98	0.31	0.50	0.69	0.88	1.08	1.27	1.46	1.65	1.80	1.99	2.18	2.38	2.57	2.76	2.95	3.15	3.34	
84	3.57	5.81	8.06	10.30	12.54	14.78	17.03	19.27	20.95	23.20	25.44	27.68	29.92	32.17	34.41	36.65	38.90	
2.13	0.33	0.54	0.75	0.96	1.17	1.37	1.58	1.79	1.95	2.15	2.36	2.57	2.78	2.99	3.20	3.41	3.61	
90	3.84	6.25	8.67	11.08	13.49	15.91	18.32	20.73	22.54	24.96	27.37	29.78	32.20					
2.29	0.36	0.58	0.81	1.03	1.25	1.48	1.70	1.93	2.09	2.32	2.54	2.77	2.99					
96	4.11	6.70	9.28	11.86	14.45	17.03	19.61	22.20	24.14	26.72	29.30	31.89	34.47					
2.44	0.38	0.62	0.86	1.10	1.34	1.58	1.82	2.06	2.24	2.48	2.72	2.96	3.20					
102	4.38	7.14	9.89	12.65	15.40	18.15	20.91	23.66	25.73	28.48	31.23	33.99	36.74					
2.59	0.41	0.66	0.92	1.17	1.43	1.69	1.94	2.20	2.39	2.65	2.90	3.16	3.41					
108	4.65	7.58	10.50	13.43	16.35	19.28	22.20	25.12	27.32	30.24	33.17	36.09	39.01					
2.74	0.43	0.70	0.98	1.25	1.52	1.79	2.06	2.33	2.54	2.81	3.08	3.35	3.62					
114	4.93	8.02	11.11	14.21	17.30	20.40	23.49	26.59	28.91	32.00	35.10	38.19	41.29					
2.90	0.46	0.75	1.03	1.32	1.61	1.90	2.18	2.47	2.69	2.97	3.26	3.55	3.84					
120	5.20	8.46	11.73	14.99	18.26	21.52	24.79	28.05	30.50	33.77	37.03	40.30	43.56					
3.05	0.48	0.79	1.09	1.39	1.70	2.00	2.30	2.61	2.83	3.14	3.44	3.74	4.05					



This label does not signify AMCA airflow performance certification.

SCHEDULE TYPE:	Page 3 of 3			
PROJECT:	Dimensions are in inches (mm).			
ENGINEER:	DATE	B SERIES	SUPERSEDES	DRAWING NO.
CONTRACTOR:	5 - 29 - 19	1600F	NEW	1604DHPF